THE 2026

Arizona Flooring & Interior Design Trends Report



By Floor Daddy — Arizona's Fastest-Growing Flooring Company

We bring our floors to your door — and you never pay more!

TABLE OF CONTENTS

1. How to Use This Guide

A quick overview on getting the most value from the report.

2. Arizona Style Forecast for 2026

The major design shifts shaping Arizona homes this year.

3. Top Flooring Trends of 2026

The most popular materials, finishes, colors, and styles.

4. Designer-Level Style on Any Budget

How to get a high-end, curated look without overspending.

5. Material Deep Dives

Real-world pros, cons, and ideal uses for every flooring type.

6. Room-by-Room Recommendations

The best flooring choices for each area of your home.

7. 2026 Cost Guide

Clear pricing, what affects cost, and how to maximize value.

8. Arizona Climate & Durability Guide

Choosing materials that thrive in heat, sun, dust, and daily life.

9. Renovation Timeline & What to Expect

A step-by-step walkthrough of the Floor Daddy installation process.

10. Why Homeowners Choose Floor Daddy

Our values, standards, and commitment to 5-star results.

11. Complimentary In-Home Design Consultation

What's included and how to schedule your free visit.



1. How to Use This Guide

At Floor Daddy we understand that choosing new flooring can feel overwhelming. With endless materials, confusing terminology, and hundreds of design styles, most homeowners end up second-guessing every decision.

This guide is designed to bring clarity.

Inside, you'll discover how to choose the right floors for Arizona's climate, the latest design trends for 2026, what adds the most value, where to splurge, where to save, and how to create a designer-level home on any budget.

By the end, you'll know exactly how to make smart, confident decisions that transform your home — without stress, confusion, or regret.

2. Arizona Style Forecast for 2026

Arizona homes are entering a new design era built on warmth, texture, simplicity, and longevity. The sterile, gray-heavy styles of the early 2020s are being replaced by materials that feel natural, grounded, and timeless.



Warm Minimalism Takes Over

Instead of cold white-and-gray interiors, homeowners are gravitating toward warm neutrals and earthy tones that complement Arizona's natural landscape. Sand, oat, clay, almond, and honey-toned floors dominate the 2026 palette.

Texture > Trendiness

Homeowners want materials that feel real — subtle grain, soft brushing, matte finishes, and natural movement. Texture is now synonymous with luxury.



Durability Becomes Design

Arizona is tough on floors. Dust, heat, pets, kids, and pool traffic mean homeowners are prioritizing materials that stay beautiful for years with minimal upkeep.

Neighborhood Style Notes

Scottsdale / Paradise Valley

Clean, wide-plank European oak, low-sheen finishes, and understated luxury.

Arcadia

Warm, charming blends of natural wood, creamy walls, and patterned carpet in bedrooms.

Gilbert / Queen Creek

Modern family living: waterproof hybrid hardwood, warm LVP, and durable materials.

North Phoenix / Anthem

Stone-look tile, grand-format slabs, and heat-resistant flooring dominate.

Luxury Remodels

Sophisticated hybrids, engineered hardwood, large-format porcelain, and custom design layouts.

FLOOR FD DADDY
SEXY FLOORING | AFFORDABLE PRICES | QUALITY INSTALL



3. The Top Flooring Trends of 2026

Below are the defining trends shaping Arizona homes this year — with clear explanations of *why* they matter and how to use them effectively.



Trend #1: Warm, Organic Neutrals

Arizona homeowners are moving away from cold grays and returning to warm, natural wood tones that create an inviting, grounded atmosphere. Think soft oaks, sandy beiges, light taupes, and matte finishes that complement desert light beautifully.

FLOOR DADDY
SEXY FLOORING | AFFORDABLE PRICES | QUALITY INSTALL

Why It Works

- Pairs effortlessly with modern, rustic, or minimalist décor
- Makes spaces feel warmer, larger, and more inviting
- Ideal for Arizona's lighting and interior color palettes
- Timeless look that resists trend fatigue

Budget-Friendly Strategy

Choose a warm-tone floor in the main living areas, then use a coordinating patterned carpet in bedrooms for comfort, cost savings, and a designer finish.

Trend #2: Wide, Oversized Planks

Bigger planks are dominating 2026 flooring trends. Homeowners love the upscale, continuous flow created by wide boards — whether in hardwood, LVP, or tile. Wide planks reduce visual seams and bring a custom, high-end feel to any home.

Why It Works

- Visually expands interior spaces
- Creates a more modern, streamlined aesthetic
- Works with open floor plans and long sightlines
- Enhances the realism of wood-look flooring

Budget-Friendly Strategy

Choose wide planks in high-visibility areas like great rooms and kitchens, then use standard-width planks in lesser-used spaces to balance cost without sacrificing the premium feel.



Trend #3: Premium Loose Lay & Glue Down LVP

Loose lay and glue down luxury vinyl plank have quickly become a top choice for Arizona homeowners who want the look of high-end hardwood with superior stability and long-term performance. These premium vinyl systems outperform traditional click-lock floors — especially on Arizona's concrete slabs.

Why It Works

- Built to handle heat, slab movement, and seasonal expansion
- Offers exceptional stability and a custom-installed look
- Incredibly realistic wood/stone textures and matte finishes
- Waterproof, quiet, and comfortable underfoot
- Great for kids, pets, and high-traffic areas
- Ideal for kitchens, hallways, great rooms, and open-concept spaces

Budget-Friendly Strategy

Use loose lay or glue down LVP in your main living areas to maximize durability and beauty, then finish bedrooms with high-quality patterned carpet for warmth, sound absorption, and cost efficiency.

Trend #4: Statement Tile in Small Spaces



Arizona homeowners are using small spaces — powder rooms, laundry rooms, and guest baths — to make a big visual impact. Patterned tile, textured stone-look porcelain, and bold geometric designs are showing up in areas where you can elevate the entire home's feel without blowing the budget.

Why It Works

- Small spaces = low material cost = high design ROI
- Turns a guest bath into a “wow” moment
- Lets homeowners take creative risks without overwhelming the main home
- Works beautifully with warm, organic color palettes

Budget-Friendly Strategy

Choose a high-end or patterned tile only for smaller footprint areas (powder baths, laundry rooms, shower niches). It delivers designer impact at a fraction of the cost of full-home use.



Trend #5: Matte Finishes for a Clean, Modern Look

Glossy floors are officially out. Matte and low-sheen surfaces hide dust, footprints, and smudges — and create a more natural, high-end aesthetic that works beautifully in Arizona’s bright, sunlit homes.

Why It Works

- Makes floors look more realistic
- Hides daily wear and imperfections
- Reduces glare in open-concept spaces
- Looks timeless across all flooring categories

Budget-Friendly Strategy

Opt for matte-finish LVP or tile in the main living areas. It keeps your home looking cleaner with less effort and aligns with every major 2026 design trend.

Trend #6: Flooring That Flows *(Unified Color Tones Throughout the Home)*

Instead of mixing three or four flooring types, homeowners are choosing a single unified color tone throughout main living spaces. This creates continuity, reduces visual clutter, and makes homes feel larger and more elevated — especially in open layouts.

Why It Works

- Makes the home feel brighter and more expansive
- Improves design cohesion from room to room
- Reduces awkward transitions and threshold changes
- Ideal for modern, minimalist, and luxury interior styles

Budget-Friendly Strategy

Run the same floor through the kitchen, hallways, and great room, then switch to carpet in the bedrooms. You save money while maintaining a luxury, cohesive look.

Trend #7: Natural Stone-Look Tile *(Without the Stone Maintenance)*



Travertine, limestone, and sandstone looks are returning — but homeowners are choosing porcelain versions that offer the beauty of stone with none of the upkeep. Large-format stone-inspired tile creates a spa-like, resort-style atmosphere.

Why It Works

- Achieves a luxury natural look
- More durable than real stone
- No sealing or annual maintenance
- Perfect for bathrooms, showers, and high-heat homes

FLOOR DADDY
SEXY FLOORING | AFFORDABLE PRICES | QUALITY INSTALL

Budget-Friendly Strategy

Use large-format stone-look porcelain for the main bath floors and shower walls, then choose a simple coordinating tile for less visible areas to balance cost.



Trend #8: Carpet With Character *(Patterns, Textures, and Designer Loops)*

Carpet is back — not the plain, solid beige of the past, but beautiful, patterned, textured styles that deliver personality and warmth.

These carpets instantly elevate bedrooms and stairs.

Why It Works

- Adds softness, comfort, and luxury
- Helps conceal footprints and traffic paths
- Modern patterns complement warm-tone hard surfaces
- Enhances sound absorption

Budget-Friendly Strategy

Choose a high-quality patterned carpet for bedrooms and stairs. It provides luxury impact while keeping overall project costs balanced.

Trend #9: Earthy Desert-Inspired Tones

Arizona design is shifting toward natural, desert-inspired palettes — soft browns, almond beiges, light taupes, sand, clay, and warm oak. These tones harmonize with the outdoor environment and make interiors feel relaxed, modern, and expensive.

FLOORING DADDY
SEXY FLOORING | AFFORDABLE PRICES | QUALITY INSTALL

Why It Works

- Complements Arizona sunlight perfectly
- Enhances natural materials like wood, stone, and metal
- Works for Southwestern, Modern, Transitional, and Minimalist styles
- Creates a calming, grounded environment

Budget-Friendly Strategy

Choose flooring with warm undertones that will stay timeless for decades. Trends come and go, but natural desert tones always feel right at home in Arizona.

Trend #10: Elevated Comfort *(Sound, Softness, and Quiet Living)*



Homeowners want floors that *feel* good — quiet, soft underfoot, comfortable to walk on, and relaxing to live with. This is driving demand for thick LVP with upgraded underlayment, premium carpet pads, and low-sound flooring systems.

Why It Works

- Reduces echo in open-concept homes
- Makes upstairs areas significantly quieter
- Provides more comfort in high-traffic zones
- Perfect for families, pets, and multi-story homes

Budget-Friendly Strategy

Invest in premium underlayment or upgraded carpet pad. It's one of the lowest-cost upgrades with the biggest impact on comfort, acoustics, and overall feel.

FLOOR DADDY
SEXY FLOORING | AFFORDABLE PRICES | QUALITY INSTALL



4. Balling on a Budget: How to Get a Designer Look Without Designer Prices

Getting a high-end home isn't about spending more — it's about spending smarter.

Here are the strategies interior designers use to stretch budgets while maximizing impact.

1. Upgrade the Main Living Areas First



Your entry, living room, and kitchen set the tone for the entire home. Prioritize flooring here for maximum visual and resale impact.

Use more budget-friendly materials in:

- Guest bedrooms
- Closets
- Kids' rooms

FLOOR DADDY
SEXY FLOORING | AFFORDABLE PRICES | QUALITY INSTALL

2. Choose a Simple Floor, Add Personality Elsewhere

Floors should be calm and timeless. Add style through:

- Rugs
- Artwork
- Lighting
- Wall paint
- Furnishings

It keeps your home current without costly renovations.

3. Invest in Better Underlayment and Pad

The feel of your floor matters just as much as the look. Upgrading the pad or underlayment improves:

- Comfort
- Acoustics
- Durability
- Overall quality perception

This is one of the highest ROI upgrades.

4. Pick One "Wow Zone"

Choose one high-impact area to elevate:

- Primary suite
- Stairs
- Shower
- Entryway
- Fireplace wall

FLOOR DADDY
SEXY FLOORING | AFFORDABLE PRICES | QUALITY INSTALL

Keep other areas clean and simple to balance cost.

5. Avoid the Most Common Budget Mistakes

- Choosing floors from online photos only
- Falling for bargain-bin materials that look cheap in person
- Picking gray floors (they date quickly)
- Using glossy finishes (they show everything)
- Choosing narrow planks to save money (they look older)



5. Material Deep Dives: How to Choose Wisely

Choosing the right flooring isn't just about picking what looks good — it's about understanding how each material performs in your home, with your lifestyle, and in Arizona's unique climate. This section gives you the same expert guidance our Floor Daddy Design Consultants use inside real homes every day, so you can make confident, no-regret decisions. When you understand the strengths, limitations, and ideal use cases for each material, you unlock the ability to design a home that looks beautiful on day one *and* holds up long-term. Use this breakdown to choose floors based on how you actually live, not just what catches your eye in a showroom.



Engineered Hardwood

The Premium, Timeless Choice

Engineered hardwood is real wood with a stabilized core — giving you the beauty and

warmth of hardwood with better resistance to heat and dryness than solid hardwood. It's the material that elevates resale value more than anything else.

Best For:

- Main living areas
- High-end homes
- Long-term homeowners
- Those seeking a timeless, luxury look

Avoid If:

- You want zero maintenance
- You have multiple large pets
- You need full waterproof performance

Engineered hardwood is stunning and classic, but it requires care and isn't ideal in moisture-prone spaces.

FLOOR FD DADDY
SEXY FLOORING | AFFORDABLE PRICES | QUALITY INSTALL

Loose Lay & Glue Down Luxury Vinyl Plank *(LVP)*

The New Luxury Standard for Arizona Homes



Loose lay and glue down luxury vinyl plank represent the **highest-end tier** of vinyl flooring — outperforming traditional click-lock LVP in realism, stability, and long-term durability.
These floors are engineered specifically for homes built on concrete slabs

(like nearly every Arizona home), where heat, movement, and slab imperfections can cause issues with standard flooring.

Loose Lay

- Heavy, flexible planks stay in place without glue
- Incredibly easy to repair or replace
- Ideal for high-traffic or multi-use spaces
- No locking mechanism to fail over time

Glue Down

- Planks are adhered directly to the slab
- Maximum stability and sound reduction
- Perfect for wide, open floor plans
- Zero hollow sound or “bounce”

Why Homeowners Love It

- **Extremely realistic wood/stone textures**
- **Softer and warmer** underfoot than tile
- **Highly durable** against scratches, dents, pets, and kids
- **Waterproof and easy to maintain**
- **Resistant to slab-related issues** *(cupping, expansion, lifting)*
- **Long lifespan** — often 20+ years

Best For:

- Great rooms & open concepts
- Kitchens
- Hallways
- Bedrooms
- Homes with pets or children

- Anyone wanting high-end aesthetics without maintenance stress

Loose lay and glue down LVP deliver the perfect blend of **luxury, comfort, and long-term performance**, making them one of the fastest-growing flooring options Floor Daddy installs.



Click-Lock Luxury Vinyl Plank *(LVP)*

Affordable, Versatile, Stylish

Traditional click-lock LVP remains a top choice for whole-home remodels because it's cost-effective, durable, and waterproof. It's easy to install, easy to maintain, and available in a wide range of modern colors and textures.

Best For:

- Budget-friendly renovations
- Rental properties
- Kids' rooms
- Whole-home updates
- Families wanting durability without a premium price tag

Pro Tip:

Choose thicker, matte-finish planks for the most realistic look and quieter acoustics.



Laminate

The Best Scratch Resistance for Active Homes

Laminate flooring is extremely scratch-resistant and ideal for homes with large dogs or high activity. It provides a stylish wood look with strong durability at a lower price point.

Best For:

- Upstairs areas
- Lofts
- Playrooms
- Homes with big dogs
- High-wear spaces needing scratch protection

Choose **water-resistant laminate** if you want to extend its use downstairs or in kitchens.



Tile *(Porcelain, Ceramic, Stone-Look)*

The Most Durable Flooring in Arizona

Tile thrives in Arizona's climate. It stays cool, handles heat beautifully, and provides unmatched longevity. Modern stone-look and large-format tiles create a spa-like aesthetic without the downsides of natural stone.

Best For:

- Bathrooms
- Laundry rooms
- Entryways
- High-heat homes
- Scottsdale/Phoenix modern remodels

Warm stone-look tiles *(sand, beige, textured limestone styles)* are dominating 2026 trends.

Carpet

Comfort, Warmth, and High-End Texture

Carpet is still the best choice for comfort, noise reduction, and creating a cozy atmosphere. Modern patterned carpets instantly elevate bedrooms and stairs with a boutique-hotel aesthetic.



Best For:

- Bedrooms
- Stairs
- Media rooms
- Kids' bedrooms
- Secondary spaces

Patterned carpet adds designer style while concealing traffic patterns.

Summary: What to Choose Based on Your Life

- **Want the most timeless luxury?** → Engineered Hardwood
- **Want the newest, most stable, premium waterproof option?** → Loose Lay or Glue Down LVP
- **Want affordability + style?** → Click-Lock LVP
- **Want scratch-proof durability?** → Laminate
- **Want maximum long-term durability?** → Tile
- **Want comfort + warmth?** → Carpet

Floor Daddy's Design Consultants walk you through all of this in your home, under your lighting, so you can make the right decision with complete clarity.



6. Room-by-Room Flooring Recommendations

Flooring isn't just a surface — it's the foundation of your entire home's design. The right material makes rooms feel larger, cleaner, brighter, warmer, more luxurious, and more cohesive. The wrong material can make even expensive homes feel off, disconnected, or constantly dirty.

At Floor Daddy, we've spent thousands of hours inside real Arizona homes, studying how light, layout, lifestyle, and climate shift the way flooring actually looks and performs. This guide is your shortcut to making **designer-approved, real-world-smart, future-proof decisions** — room by room — with confidence.

Each section includes **Good / Better / Best** options, **What Matters Most**, **Design Tips**, and **Budget Strategy** — all written with real-world, in-home expertise from Floor Daddy Design Consultants.

ENTRYWAY / FOYER



Your entryway is your home's first impression. It catches the most dust, the most foot traffic, and sets the emotional tone for what guests feel the moment they step inside.

What Matters Most

- Extreme durability
- Dust & footprint concealment
- Easy cleaning
- A warm, elevated first impression

GOOD: Luxury Vinyl Plank (LVP)

- Waterproof
- Easy to clean after heavy traffic
- Hides dust well in warm beige/oat tones
- Perfect for families and pets

BETTER: Loose Lay or Glue Down LVP

- Superior stability on Arizona slab foundations
- More realistic textures and a heavier, richer feel
- Quiet, soft, and forgiving underfoot
- Visually seamless into hallways or great rooms

BEST: Wide-Plank Engineered Hardwood or Stone-Look Porcelain Tile

- Creates an immediate luxury statement

- Wide planks visually expand a small foyer
- Stone-look tile enhances modern desert architecture
- Excellent long-term durability

Design Tips for Entryways

- Choose warm mid-tone floors — they hide dust and instantly feel more inviting.
- Run planks toward the main living area to pull visitors into the home.
- Avoid busy grain or knots; refined patterns look most high-end.
- Use matte surfaces to hide footprints near the front door.
- Add a stylish runner to catch debris and soften the transition from outdoors to indoors.

Budget Strategy

If you want maximum impact without a full-home project, prioritize your entryway. Upgrading this single space elevates the entire home's perceived quality.

FLOOR DADDY
LE PRICES | QUALITY INSTALL

LIVING ROOM / GREAT ROOM

This is the visual anchor of the home. Your living room flooring sets the personality, warmth, and style for everything else.

What Matters Most

- Flow and openness
- Comfort underfoot
- Long-term style longevity
- Kid & pet durability

GOOD: Warm-Tone LVP

- Budget-friendly
- Hides dust, pet hair, and daily wear
- Comfortable and forgiving for big families

BETTER: Loose Lay or Glue Down LVP



- More substantial feel underfoot
- Better slab stability in Arizona heat
- More realistic wood patterns
- Excellent for open-concept layouts

BEST: 9–12" Engineered White Oak

Soft, clean luxury aesthetic
Creates calming visual lines across long rooms
Huge resale value boost
Pairs with any design style (modern, farmhouse, transitional)

Design Tips for Living Rooms

- Use long, wide planks to create visual calm — small planks make the room look busy.

- Match undertones across furniture, walls, and flooring for effortless cohesion.
- Use rugs to define seating zones in open-concept layouts.
- Avoid overly rustic patterns; smoother grain feels more custom and timeless.
- Keep sheen low; matte finishes hide dust and footprints in bright rooms.

Budget Strategy

If you need to choose one room to upgrade, make it this one. Buyers and guests judge a home's quality by how the living room feels.



KITCHEN

Your kitchen floor faces the toughest combination of moisture, dropped objects, chair drag, and daily traffic. Choose materials that balance beauty and bulletproof performance.

What Matters Most

- Waterproofing
- Scratch resistance
- Ease of cleaning
- Comfort for long cooking sessions
- Design harmony with cabinets & counters

GOOD: Waterproof LVP

- Soft and warm underfoot
- Handles spills gracefully
- Pairs well with nearly all cabinetry styles

BETTER: Loose Lay or Glue Down LVP

- Rock-solid stability for high-traffic kitchens
- Quiet when chairs slide
- More realistic textures and visual depth
- Ideal for large kitchen–great room layouts

BEST: Engineered Hardwood (Kitchen-Approved) or Stone-Look Porcelain Tile

- Engineered wood gives seamless flow into living spaces
- Tile handles water, heat, and heavy traffic without complaint
- Stone-look porcelain creates a high-end designer feel

Design Tips for Kitchens

- Choose warm oak tones — they soften stainless steel and modern cabinetry.
- Avoid loud floor patterns; the kitchen already has cabinets, hardware, and appliances competing for attention.
- Use wide or large-format tile to avoid a choppy builder-grade look.
- Run planks along your longest sightline to visually stretch the kitchen.
- Keep finishes matte; shiny surfaces show water spots, crumbs, and footprints instantly.

Budget Strategy

Invest more flooring budget in the kitchen than in the bedrooms. This space impacts resale and daily enjoyment more than any other area.

PRIMARY BEDROOM



Your bedroom should feel like instant relief — quiet, warm, soft, and serene.

What Matters Most

- Comfort
- Sound reduction
- Warm atmosphere
- Timeless style

GOOD: Basic Carpet with Upgraded Pad

- Soft and cozy
- Great for bare feet
- Pad upgrade dramatically improves comfort

BETTER: Patterned or Textured Carpet

- Hides footprints and vacuum lines
- Adds subtle design sophistication
- Creates a boutique-hotel atmosphere

BEST: Engineered Hardwood with a Large Area Rug

- Clean, elegant, and timeless
- Easy to style and redecorate
- Adds long-term value

Design Tips for Bedrooms

- Choose warm floors that support restful environments.
- Run hardwood planks in the direction of the bed to visually lengthen the room.
- Use a large rug that extends beyond nightstands for a polished look.
- Avoid cool gray floors — they make bedrooms feel sterile instead of calming.

Budget Strategy

Invest in the pad. Even basic carpet feels premium with the right cushion underneath.



SECONDARY BEDROOMS / KIDS' ROOMS

These rooms must survive toys, slime, spills, paint, makeup, and rough play.

What Matters Most

- Durability
- Stain hiding
- Comfort
- Affordable replacement

GOOD: Basic Carpet

- Soft, inviting, and safe for younger kids
- Quiet and warm



BETTER: Patterned or Textured Carpet

- Camouflages spills and wear
- Adds style without effort
- More durable long-term

BEST: LVP *(Ideal for Teens, Craft Rooms, Gaming Rooms)*

- Waterproof
- Extremely scratch- and dent-resistant
- Perfect for messier ages and activities

Design Tips for Kids' Rooms

- Use neutral floors and let décor, bedding, and wall art bring personality.
- Choose patterns in carpet that hide stains without being visually noisy.
- For teens, LVP handles makeup, drinks, art projects, and gaming chairs without stress.

Budget Strategy

Don't overspend — kids change rooms and styles often. Choose durable and replaceable materials.



STAIRS

Stairs must balance beauty and safety while handling constant foot traffic.

What Matters Most

- Grip
- Noise control
- Durability
- Visual continuity

GOOD: Durable Carpet

- Soft, safe, and quiet
- Prevents slips better than hard surfaces

BETTER: Patterned Carpet Runner

- Covers wear-prone areas
- Adds an upscale, custom look
- Hides dirt beautifully

BEST: Hardwood Treads with a Carpet Runner

- High-end appearance
- Best balance of beauty + safety
- Ideal if stairs are visible from entry/living room

Design Tips for Stairs

- Choose subtle patterns that hide dirt without overwhelming the space.

- Select a runner width that feels generous; narrow runners cheapen the look.
- Match stair treads to nearby flooring for seamless continuity.

Budget Strategy

If you can't hardwood the whole home, upgrading stairs alone dramatically improves visual impact.

PRIMARY BATHROOM



Moisture, heat, and daily spa routines require a floor that delivers both beauty and performance.

What Matters Most

- Waterproofing
- Slip resistance
- Easy cleaning
- A high-end spa aesthetic

GOOD: Basic Porcelain Tile

- Durable and cost-effective
- Simple and easy to maintain

BETTER: Stone-Look Porcelain Tile

- Warm, modern spa feel
- Works with brass, black, and brushed-nickel fixtures

FLOOR DADDY
SEXY FLOORING | AFFORDABLE PRICES | QUALITY INSTALL

BEST: Large-Format Tile or Slab Panels

- Minimal grout lines
- High-end hotel-style look
- Incredible for shower walls and open layouts

Design Tips for Primary Baths

- Use warm stone tones to soften the space.
- Keep floors clean and simple; use accents on shower walls or niches instead.
- Choose matte finishes to hide water spots and add traction.
- Use warm grout colors like almond or taupe for a richer appearance.

Budget Strategy

Invest most of your bathroom budget in the shower area first — it's the visual and functional centerpiece.



GUEST BATHS / POWDER ROOMS

The smallest rooms offer the most design impact per dollar.

What Matters Most

- Waterproofing
- Visual drama
- Easy upkeep

GOOD: Standard Porcelain Tile

- Clean, durable, straightforward

BETTER: Stone-Look Porcelain

- More elevated, natural, and warm

BEST: Grand-Format or Patterned Tile

- Creates a memorable impression
- Small spaces make bold looks feel intentional

Design Tips

- A patterned floor paired with simple walls creates instant charm.
- Vertical tile stacking makes small rooms feel taller.
- Upgrade vanity lighting to highlight your beautiful flooring.

Budget Strategy

This is the cheapest room in the house to turn into a showpiece — lean into it.

LAUNDRY ROOM



Functional, exposed to moisture, and prone to spills — but still a space you interact with often.

What Matters Most

- Waterproofing
- Slip resistance
- Ease of cleaning

GOOD: Porcelain Tile

- Dependable and long-lasting
- Handles detergents, water, and humidity

BETTER: LVP *(Click-Lock or Loose Lay)*

- Softer and warmer for long folding sessions
- Waterproof and family-friendly

BEST: Stone-Look Porcelain Tile

- Polished, refined, and practical
- Pairs beautifully with upgraded cabinetry

Design Tips

- Keep flooring light to brighten the room.
- Add a soft runner in front of machines for comfort.
- Use tile patterns sparingly; laundry rooms should feel clean and organized.

Budget Strategy

Prioritize durability. This room gets more wear than homeowners expect.





MUDROOM

A catch-all area for dirt, backpacks, pool towels, shoes, pets, and everything else life throws at it.

What Matters Most

- Ultra durability
- Water and mud resistance
- Easy cleaning

GOOD: LVP

- Waterproof, resilient, great for active families

BETTER: Loose Lay LVP

- Heavier, more stable under built-ins and lockers
- Quieter and softer underfoot

BEST: Porcelain Tile

- The strongest long-term performer
- Ideal for homes with pool or outdoor traffic

Design Tips

- Use medium, slightly mottled tones to hide dirt.
- Consider hex or herringbone tile in small mudrooms for a high-impact custom feel.
- Pair with practical built-ins to keep clutter controlled.

Budget Strategy

Spend for durability here — this room protects everything else.

HOME OFFICE

Your workspace should feel polished, productive, and comfortable.

What Matters Most

- Professional appearance
- Sound control
- Comfort

GOOD: Carpet

- Warm, quiet, and comfortable underfoot

BETTER: LVP

- Clean, crisp, easy to maintain
- Great for rolling chairs *(with a proper mat)*

BEST: Engineered Hardwood

- Creates a refined, executive atmosphere
- Adds long-term value

Design Tips

- Choose warm-colored flooring to counterbalance screens and electronics.
- Avoid shiny surfaces that reflect lighting uncomfortably.
- Add an area rug to frame your desk zone and soften acoustics.

Budget Strategy

If you work from home, a beautiful floor adds energy to your day and elevates your environment.



DINING ROOM

Daily chair movement, spills, and gatherings make this a practical + aesthetic balancing act.

What Matters Most

- Scratch resistance
- Comfort under chairs
- Easy cleaning
- Visual cohesion

GOOD: LVP

- Handles spills and chair drag easily

BETTER: Loose Lay / Glue Down LVP

- Quieter and more stable
- Feels more high-end

BEST: Engineered Hardwood

- Warm, inviting, and timeless

Design Tips

- Use matte floors to minimize chair-mark visibility.
- Install felt pads on every chair leg.
- Choose simple floor patterns and let lighting + décor shape the room's personality.

Budget Strategy

Spend on durability, not decorative patterns — décor should drive the visual style.

GARAGE ENTRY / DROP ZONE

The toughest flooring environment in your entire home — and the gatekeeper to your clean main floors. This space takes the daily beating from shoes, backpacks, gym bags, sports gear, pet paws, grocery runs, dusty garage air, and pool traffic. The right floor here protects every room beyond it.

What Matters Most



- Extreme durability
- Dirt & scuff hiding
- Waterproofing
- Traction
- Low maintenance

GOOD: Luxury Vinyl Plank (LVP)

- Fully waterproof
- Easy to mop after heavy use
- Softer and warmer than tile
- Handles everyday grit without complaint

BETTER: Loose Lay or Glue Down LVP

- Superior slab stability — ideal for Arizona concrete foundations
- Thicker, heavier planks resist shifting under weight
- Excellent dirt-hiding textures
- Quiet and soft underfoot — perfect for high-traffic family zones

BEST: Porcelain Tile

- Nearly indestructible
- Handles mud, water, and pool traffic effortlessly
- Laughs at Arizona heat and seasonal expansion
- The strongest long-term performer for high-abuse areas

Design Tips for Garage Entry / Drop Zones

- Choose medium or warm mid-tone floors — they hide Arizona dust and scuffs best.
- Avoid glossy surfaces; they show every footprint instantly.
- If choosing tile, pick a lightly textured finish for traction and safety.
- Add a resilient mat or runner to trap dust and debris before it hits your main floors.
- Consider taller or upgraded baseboards — this zone takes regular bumps from bags and shoes.
- If you have built-ins, lockers, or cabinets, choose flooring that resists shifting under weight.
- Slightly mottled or variegated patterns disguise dust between cleanings beautifully.

Budget Strategy

This is *not* a place to cut corners.
Durability should outweigh aesthetics — this zone protects everything beyond it. Choosing a waterproof, scratch-resistant material like LVP or tile will save you money long-term by resisting the abuse that would destroy cheaper surfaces.

FLOOR DADDY
SEXY FLOORING | AFFORDABLE PRICES | QUALITY INSTALL



UPSTAIRS LOFTS / HALLWAYS / TEEN SPACES

What Matters Most

- Sound control
- Heat stability
- Comfort
- Durability

GOOD: Carpet

- Soft and quiet
- Ideal for family hangout areas

BETTER: Laminate with Upgraded Underlayment

- Scratch-resistant
- Excellent for kids and pets

BEST: LVP with Sound-Dampening Underlayment

- Heat-stable and durable
- Perfect for teens, gaming areas, and upstairs activity zones

Design Tips

- Use one flooring tone throughout the upstairs for cohesion.
- Avoid very dark floors; they highlight dust and shrink visual space.
- Invest in quality underlayment — it dramatically reduces noise.

Budget Strategy

If you can't redo every upstairs room, prioritize the loft or main hallway first; these areas unify the entire second floor.



7. 2026 Cost Guide

Flooring pricing can feel confusing because it's rarely apples-to-apples. Materials vary. Install methods vary. Prep work varies. Homes vary.
This expanded cost guide gives you **complete clarity** — so you can set a realistic budget, avoid surprise add-ons, and understand exactly what drives price up or down.

Below are **realistic Arizona pricing ranges** based on thousands of installs across the Valley.

How Flooring Pricing Really Works *(What Homeowners Must Know)*

There are **four major components** to your final flooring cost:

1. **Material Cost**
   The plank/tile/carpet itself.
2. **Installation Labor**
   Skilled labor varies depending on complexity, material, and layout.

3. **Prep Work**
   Leveling slabs, removing old flooring, repairing subfloors, and smoothing transitions.
4. **Finish Work & Extras**
   Baseboards, trim, transitions, stairs, thresholds, and furniture moving.

Most homeowners focus only on the cost of the material — but the labor + prep is often what separates a beautiful finished product from a disappointing one.

This guide breaks down all four.

MATERIAL COSTS — BY CATEGORY



Engineered Hardwood

$6–$14 per sq ft (material only)
$10–$20+ per sq ft installed

What affects the price:

- Width of plank
- Thickness of wear layer
- Finish quality (matte, wire-brushed, UV protection)
- Species (European oak is pricier)
- Grade (fewer knots = more expensive)

When to splurge:
Main living areas, open concept spaces, luxury remodels, homes in high-value neighborhoods.

When to save:
Secondary bedrooms or rooms rarely used.

Hybrid Hardwood (Waterproof Hardwood)



$3–$6.50 per sq ft (material)
$6–$12 per sq ft installed

Why it's cost-effective:

- Lower material cost than hardwood
- Easier/faster installation
- No expensive sealing or finishing
- Fewer climate concerns = less prep work

This is the "best value for the look" category in 2026.

Luxury Vinyl Plank (LVP)



$2.50–$6 per sq ft (material)
$5–$12 per sq ft installed

What drives price:

- Wear layer thickness
- Matte vs shiny finish
- Embossing for realism
- Width of plank
- Brand reputation

LVP can look surprisingly high-end if chosen correctly.

Laminate



$1.80–$4.50 per sq ft (material)
$4.50–$9 per sq ft installed

Why homeowners choose it:

- Very scratch-resistant
- Great for dogs and kids
- Excellent for upstairs heat
- Looks great when matte + embossed

Note: Choose water-resistant or waterproof versions in spill-prone homes.

Tile *(Porcelain, Ceramic, Stone-Look)*



$3–$12 per sq ft (material)
$12–$25+ per sq ft installed

Why tile installation costs more:

- Labor is more intensive
- Layout requires precision
- Large formats need leveling systems
- Cutting required around cabinets, islands, and bathrooms
- Grout and finishing materials add cost

Tile can be one of the most durable AND most expensive installs — depending on the design.

Carpet



$1.50–$5 per sq ft (material)
$3–$7 per sq ft installed no
OR $35-per-room specials

Costs depend on:

- Thickness
- Pattern
- Fiber *(nylon is pricier, polyester more budget-friendly)*
- Backing

Carpet remains the most budget-friendly flooring option for bedrooms and stairs.

PREP WORK COSTS *(A Huge Factor Homeowners Overlook)*



Prep varies by home and can significantly influence the final quote.

Old Flooring Tear-Out

- Carpet: $0.25–$0.75 per sq ft
- Tile: $2–$6 per sq ft (hardest/most labor-intensive)
- Hardwood: $1–$4 per sq ft
- Glue-down flooring: $2+ per sq ft

Tile tear-out is the biggest wildcard — especially older, thick-set tile with concrete beds.



Slab Leveling / Subfloor Repair

Arizona's concrete slabs are rarely perfect.

- Minor leveling: **Included**
- Moderate leveling: **$1–$2 per sq ft**
- Heavy leveling: **$2–$4+ per sq ft**

Leveling is not optional — waves in your floor or hollow spots happen without it.

Baseboards & Trim

- Standard baseboards: **Included in many packages**
- Tall/modern baseboards: **Additional**
- Caulking, painting, or custom trim work: **Varies**

Baseboards make or break the final look — upgrading them can massively elevate the home.

Stairs

Stairs are a specialty detail.

Costs vary widely:

- Simple carpeted stairs: **$50–$75 per step**
- Hardwood stairs: **$100–$150+ per step**
- With patterned runner: **Varies by material/pattern**

Stairs are one of the biggest "wow factor" upgrades in a home.

OTHER FACTORS THAT INFLUENCE PRICE

Home Layout

- Open floor plans = cheaper installation per sq ft
- Lots of hallways/doorways = more cuts = more labor

Furniture Moving

Professional teams can move it — but large pieces *(pianos, grand beds, aquariums)* may require special handling. *At Floor Daddy we include basic furniture moving as part of our services.*

Demo and Cleanup

Tile demo produces significant dust if not handled with proper containment systems.

Transitions & Thresholds

Metal, wood, and specialty transitions vary. Our design consultants will coach you through the best way to create the perfect transitions *(or how to get rid of them completely)*!



HOW TO GET THE MOST VALUE FOR YOUR SPEND

Spend More On:

- Main living areas
- Better underlayment

- Wide planks
- Durable material for kitchens & entries
- Patterned carpet in primary areas
- Baseboard upgrade

Save On:

- Secondary bedrooms
- Closets
- Laundry rooms
- Guest areas
- Minor transition pieces

High-ROI Upgrades:

- Light, warm-neutral floors (timeless)
- Wide planks
- Matte finishes
- Upgraded pad/underlayment
- Tile in bathrooms

FLOOR DADDY
SEXY FLOORING | AFFORDABLE PRICES | QUALITY INSTALL



8. Arizona Climate & Durability Guide

Arizona's climate is one of the harshest in the country for flooring.
The heat, dry air, dust, sun exposure, and slab foundations all influence how different materials perform over time.

This section breaks down how to choose flooring that will *last*, look great, and stay stable in desert conditions.

FLOOR DADDY
SEXY FLOORING | AFFORDABLE PRICES | QUALITY INSTALL

Sunlight & UV Exposure

Arizona has intense sunlight. UV rays can fade low-quality flooring quickly.

Best Materials for High-Sun Rooms:

- Matte engineered hardwood
- Hybrid hardwood
- High-quality LVP with UV coating
- Warm-tone tile

Avoid:

- Glossy finishes *(show fading quickly)*
- Cheap LVP *(can yellow or fade)*
- Dark flooring near windows *(fades unevenly)*

Pro Tip:

Add window tinting or UV film to south-facing windows — it dramatically extends floor life.

Dust, Sand, and Desert Debris



Arizona dust is micro-abrasive. It acts like a fine sandpaper layer on flooring surfaces.

Best Choices:

- Matte finishes *(hide dust better)*
- Light to medium tones
- Textured finishes mask fine scratches
- Tile for the highest resistance

Avoid:

- Super dark floors *(show everything)*
- High-gloss materials
- Ultra-smooth surfaces that show micro-scratches



Heat & Temperature Swings

Upstairs rooms and rooms near exterior walls can reach surprisingly high temps.

Best Flooring for Heat Variation:

- LVP
- Laminate
- Hybrid hardwood
- Tile

Be Cautious With:

- Budget engineered hardwood upstairs
- Wide solid hardwood *(rarely recommended at all in AZ)*

Pro Tip:

If you're installing flooring upstairs, choose a material with strong **thermal stability** ratings.

FLOOR DADDY
SEXY FLOORING | AFFORDABLE PRICES | QUALITY INSTALL

Pets: Claws, Accidents, and Real Life

Arizona is one of the most dog-heavy states per capita. Floors get tested daily.

Best Pet-Friendly Options:

- Hybrid hardwood
- Waterproof LVP
- Tile
- Patterned carpet on stairs *(hides traffic)*

Avoid:

- Smooth, glossy hardwood
- Cheap carpet in main walkways
- Ultra-light carpet if you have pets with dark fur

Practical Advice:

Choose planks with pattern variation — it hides scratches effortlessly.

Water: Pools, Kitchens, Bathrooms, & Back Doors



Wet feet and pool traffic are a real thing here.

Best Waterproof Materials:

- Hybrid hardwood
- LVP
- Tile
- Waterproof laminate *(newer options)*

FLOOR FD DADDY
SEXY FLOORING | AFFORDABLE PRICES | QUALITY INSTALL

Be cautious with:

- Engineered hardwood in pool-access areas
- Carpet near exterior doors
- Low-grade laminate that swells when wet

Pro Tip:

If you've got a pool, the flooring choice around the back door matters more than any other zone.

Slab Foundations *(Arizona's Reality)*

Most Arizona homes have concrete slabs underneath.
They're not always perfect — they can slope, dip, rise, and crack over time.

Best Floors for Imperfect Slabs:

- Floating LVP
- Laminate
- Hybrid hardwood
- Tile *(with proper leveling)*

Materials That Require Better Subfloors:

- Engineered hardwood glued down
- Solid hardwood *(almost never ideal here)*

Why Leveling Matters:

Gaps, hollow spots, shifting planks, and premature wear all come from ignoring slab issues.

A proper leveling assessment is worth its weight in gold.



Noise & Acoustics

Upstairs, lofts, hallways, and multi-story homes need sound-conscious flooring.

Best for Noise:

- Carpet
- Upgraded underlayment beneath LVP/laminate
- Thicker hybrid hardwood
- Cork underlay options



Noisiest Materials:

- Tile
- Cheap laminate without underlayment
- Hollow-feeling floors

Pro Tip:

If you have kids upstairs, prioritize sound dampening. It's a quality-of-life upgrade.



Cleaning & Maintenance in AZ

What cleans easiest?
What hides dirt?
What stays looking new longest?

Easiest Materials:

- LVP
- Hybrid hardwood
- Tile

Hardest:

- High-gloss anything
- Deep espresso tones
- Smooth hardwood finishes

Cleaning Advice:

- Use dry microfiber mops daily
- Avoid heavy water mopping
- Choose a neutral pH cleaner
- Protect floors from chair legs with pads



Longevity & Lifespan Expectations

Arizona's climate accelerates wear in some materials but not others.

Longest Lasting:

- Properly installed tile
- High-quality engineered hardwood
- Premium LVP
- Hybrid hardwood

Moderate Lifespan:

- Basic laminate
- Builder-grade carpet

Shortest:

- Cheap LVP
- Cheap carpet
- Glossy hardwood in high-sun rooms

The Best Arizona Flooring Choice for Your Lifestyle *(Summary)*

Young Family: Hybrid hardwood or LVP

Luxury Remodel: Wide-plank engineered hardwood

Pets: Hybrid hardwood or patterned carpet + tile

Budget Reno: LVP + textured carpet

Upscale Rental: LVP (low maintenance + durable)

High-Sun Rooms: Matte engineered or hybrid hardwood

Hot Upstairs Areas: LVP or laminate

Forever Home: Engineered hardwood or stone-look tile

FLOOR DADDY
SEXY FLOORING | AFFORDABLE PRICES | QUALITY INSTALL



9. Renovation Timeline & What to Expect

Renovating your floors shouldn't feel stressful or chaotic. At Floor Daddy, we've built a process that keeps everything clear, organized, and predictable from the moment you schedule your consultation to the final walkthrough. Our goal is simple: **deliver the smoothest, most professional flooring experience you've ever had — with communication that makes you feel taken care of every step of the way.**

Here's exactly what working with us looks like:

Step 1: Expert In-Home Design Consultation

Your project begins with a visit from one of our **expert Design Consultants** — highly trained flooring specialists who know how to match style, durability, color tones, and budget to the unique light and layout of your home. We don't believe in guessing from showroom lighting or tiny samples. We bring dozens of premium flooring options right to your door so you can see exactly how each one looks against your walls, furniture, and natural light.

During this visit, your consultant will:

- Walk your home with you
- Help you visualize the full transformation
- Explain pros/cons of each material
- Recommend the best options for Arizona living
- Take detailed measurements
- Answer every question with honesty and expertise

This is where homeowners feel the biggest "Floor Daddy difference" — **we take the time to educate you, not pressure you.** You'll feel confident and supported from the very first conversation.



Step 2: Transparent, Easy-to-Understand Estimate

Within the same visit *(or shortly after for complex projects)*, you'll receive a clear, straightforward estimate with no hidden fees or surprises. We break down everything: materials, installation, prep work, timelines, and financing options — all in plain English.

We believe trust is earned through transparency. That's why at Floor Daddy, **you always know exactly what you're paying for and why.**

Step 3: Scheduling & Pre-Installation Communication

Once you're ready to move forward, our scheduling team gets to work. You'll receive clear communication about installation dates, expected timelines, and what to prepare for…and our team will stay in touch leading up to installation day so you never feel left in the dark.

If anything changes, you hear it from us *immediately* — not last minute.

Our customers consistently tell us:

"It's rare to find a home improvement company that communicates this well."



Step 4: Professional Tear-Out & Surface Preparation

On installation day, our certified installation crews arrive on time, treat your home with respect, and walk you through the game plan before touching a single tool. We handle all the heavy lifting, including furniture moving *(as discussed during estimate)*.

Proper prep is everything, so we:

- Remove old flooring cleanly
- Level and prep the slab
- Protect surrounding surfaces
- Keep dust contained
- Resolve minor issues before they become problems

Floor Daddy installers aren't just workers — they're craftsmen. **They take pride in delivering a flawless foundation before laying your new floors.**

Step 5: Precision Installation by Certified Professionals



Your new floors are installed with attention to detail that goes far beyond industry standards. Every plank, tile, or carpet transition is placed with care to ensure longevity, beauty, and seamless flow.

Expect:

- Clean lines
- Tight seams
- Smooth transitions
- Matching patterns
- A spotless workspace
- Courtesy, respect, and professionalism

And unlike many companies, we never bounce between jobs.
When we start your project, you are the priority until it's finished.

Step 6: Final Walkthrough & Quality Assurance

When the work is complete, your lead installer or Design Consultant will walk the entire home with you to ensure every detail meets Floor Daddy standards — and your expectations.

We'll answer questions, explain maintenance tips, and make sure you're 100% thrilled with the finished result. Our job isn't done until you feel proud to show off your new floors.

⭐ Why This Process Matters

Most companies focus on the sale. At Floor Daddy, we focus on *service*.

We treat every customer like family.
We communicate clearly.
We respect your time.
We over-deliver.
We make the process painless.
We do things right — the first time.

Working with Floor Daddy means you're never guessing, worrying, or chasing updates. You're supported from consultation to completion by a team that genuinely cares about your home.

FLOOR FD DADDY
SEXY FLOORING | AFFORDABLE PRICES | QUALITY INSTALL



10. About Floor Daddy…Why Homeowners Choose Us

This is where we shift a homeowner from "I'm researching flooring" to "Why would I ever choose anyone else?"

Choosing flooring shouldn't feel like crossing your fingers and hoping you picked the right company. It should feel like stepping into a partnership with people who genuinely care about your home, your family, and the outcome you're investing in.

That's why Floor Daddy exists.
We're not just a flooring company…we're a **customer experience company that happens to build stunning floors.**

From the first moment you meet us, you'll feel the difference.

⭐ We Lead With Education, Not Pressure



Most flooring companies push whatever they need to move that week.
We do the opposite.

Our expert Design Consultants are trained to **slow things down**, walk through your home with you, help you understand your options clearly, and guide you toward choices that fit your actual lifestyle — not our sales quota.

When you invite us in, you're getting a trusted advisor, not a salesperson.
You'll feel it the moment we start asking the right questions.

FLOOR FD DADDY
SEXY FLOORING | AFFORDABLE PRICES | QUALITY INSTALL

⭐ We Believe Your Home Deserves Precision, Not Guesswork

Lighting changes everything.
Furniture changes everything.
Your home's layout changes everything.

This is why we **bring our floors to your door** and let you see exactly how each option looks in *your* real environment.

This one simple step saves homeowners thousands in mistakes and regrets.

When you see flooring in your own lighting and next to your own décor, clarity happens fast — and Floor Daddy makes that clarity easy.



⭐ We Treat Every Customer Like Family

This isn't a slogan.
This is our culture.

When you work with Floor Daddy, you'll experience things most homeowners aren't used to:

- **Respectful communication**
- **Honest recommendations**
- **Transparent pricing**
- **Clean, courteous installers**
- **On-time scheduling**
- **Professionalism from start to finish**

We hold ourselves to a higher standard than the industry requires — because our customers deserve it.

⭐ We Believe in Doing Things Right the First Time

Every installation is completed by certified professionals who take pride in their craft.
No shortcuts.

No sloppy finishing.
No bouncing between jobs.

When we're in your home, **you are the priority** until your floors are flawless.

You'll notice it in the details:

- **Perfect transitions**
- **Clean lines**
- **Secure edges**
- **Smooth seams**
- **Careful slab prep**
- **A spotless jobsite**

It's rare.
It's refreshing.
And it's why homeowners recommend us to their family and friends.

⭐ We Give You the Experience You *Wish* Every Home Service Company Delivered



This is where the Floor Daddy promise becomes real:

We communicate clearly.
We show up when we say we will.
We do what we say we'll do.
And we make the entire process enjoyable.

When you work with us, you feel taken care of — not taken advantage of.

⭐ A Flooring Experience That Actually Feels Good

By the time your project is complete, you'll look around your home and think:
"This is exactly how hiring a flooring company should feel."

You'll see beautiful new floors…
You'll feel proud of your home again…
And you'll know you made the right decision choosing Floor Daddy because the experience was just as impressive as the result.

That's the Floor Daddy difference — and once you experience it, you won't want to work with anyone else.

⭐ The Bottom Line

Floor Daddy isn't the cheapest option.
We're the **right** option.
We combine:

- **Better communication**
- **Better design guidance**
- **Better installation quality**
- **Better customer care**
- **Better long-term value**

And we deliver it with a level of professionalism that has quickly made us Arizona's fastest-growing flooring company.

If you want technicians, call someone else.
If you want **experts who care**, call Floor Daddy.



11. Your Complimentary In-Home Design Consultation

This is where choosing the right flooring stops feeling overwhelming… and starts feeling easy, clear, and exciting.

Most homeowners make flooring decisions in the worst possible place — a warehouse, under fluorescent lights, staring at tiny samples that don't look anything like they will in their actual home. And that's how people end up with floors that looked good for 10 minutes in the showroom but don't match their walls, clash with their cabinets, or throw off the whole vibe of their space.

Floor Daddy eliminates all of that.

Our **free in-home design consultation** is the single most valuable step in the entire process because it gives you something you can't get anywhere else: **absolute clarity.**

When one of our expert Design Consultants comes to your home, everything changes. Suddenly you're not guessing. You're *seeing*. You're *feeling*. You're

actually experiencing the flooring inside your real space — with your real lighting, your furniture, your décor, and your lifestyle.

And that's when the right decision becomes obvious.

What Makes This Consultation So Valuable



During your free visit, you get:

- A personal walkthrough of your home
- Customized design guidance from a trained flooring expert
- Premium samples placed directly next to your walls, cabinets, and furniture
- Real-time advice tailored to your lifestyle, pets, family, and long-term goals
- Clear explanations of durability, maintenance, and climate performance
- Transparent pricing
- Zero pressure — just education, clarity, and confidence

This is not a "sales appointment."
This is a **professional design experience** designed to help you make the best possible decision for your home.

Most homeowners say the same thing afterward:

"I had no idea how much easier this would be once I saw everything in my own lighting."



Why Seeing Floors In Your Home Is a Total Game-Changer

Lighting alone can change a floor's color by **three to four shades.**
Shadow lines shift.
Undertones appear or disappear.
Warm tones either glow… or fall flat.

When you see flooring in your home, your brain finally gets the full picture.

You immediately understand what fits, what doesn't, what elevates the home, and what you'll love living with for years.

It takes all the stress out of the decision.
It turns confusion into certainty.
And it ensures you'll never look back and say, "I wish I chose something else."

FLOOR DADDY
SEXY FLOORING | AFFORDABLE PRICES | QUALITY INSTALL

What You'll Feel During the Consultation

As we lay different samples across your space, you'll start to see your home transform right in front of you. You'll notice which tones brighten the room… which patterns create calm… which textures feel rich… and which combinations instantly elevate your home's aesthetic.

You'll feel more confident.
More excited.
More in control.

And by the end, **you'll know exactly which flooring belongs in your home** — not because we told you… but because you saw it, felt it, and *knew* it.

Professional Guidance Without the Pressure



One of the biggest reasons homeowners love Floor Daddy is simple:
we treat you like family, not a transaction.

Our Design Consultants aren't there to push you.
Their job is to help you make smart decisions, avoid expensive mistakes, and choose flooring that fits your life.

You'll feel supported.
You'll feel understood.
And you'll feel 100% confident you're making the right choice.

FLOOR DADDY
SEXY FLOORING | AFFORDABLE PRICES | QUALITY INSTALL

Your Home Deserves This Level of Care

Installing new flooring is a big investment.
You deserve to make that decision with:

- **the right information**
- **the right options**
- **the right guidance**
- **and the right people by your side**

That's what our free in-home consultation delivers — every single time.

Once you experience it, you'll understand why Floor Daddy is Arizona's fastest-growing flooring company and why thousands of homeowners trust us with their homes.



Book Your Free Consultation

No pressure. No guesswork. No showroom headaches.
Just clarity, confidence, and a team that genuinely cares.

Let's help you create a home you love walking into.

Book your complimentary in-home design consultation today
and see for yourself why homeowners say, **"Floor Daddy made this entire process unbelievably easy."**

CALL 602-313-3000 today and speak with one of our flooring experts today.